Checklist for running Adapt on your localhost – once all dependencies are installed.

There are two things you must do before running localhost:5000 on your browser. You must ensure you have **<u>two terminal windows open</u>** (MAC) or **<u>two command line windows</u>** (PC).

1. Check you have a Mongdb instance running

MAC Instruction:

Open Activity monitor (search for Activity monitor in the spotlight search bar). If Mongo is running, you will see it listed as highlighted in blue shown below:

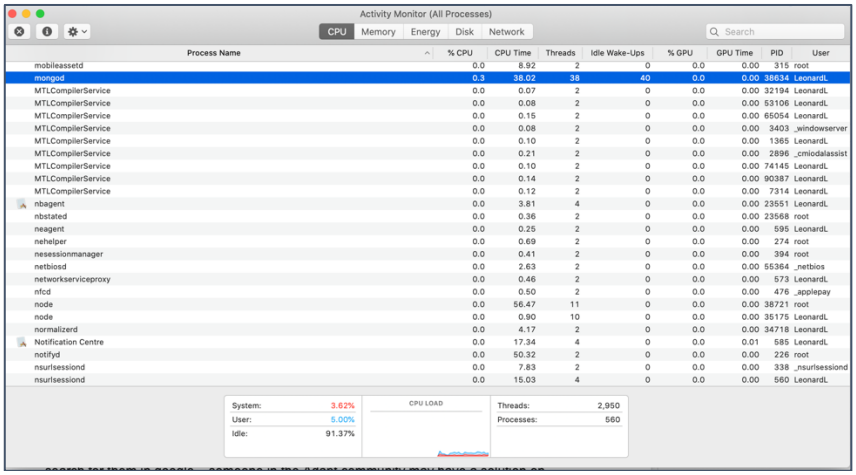

Open up a terminal window and verify the Mongodb service has started by running the command:

brew services list

If mongodb is running it will return a status of **started** as follows: (if this is the case you can proceed to Step 2)

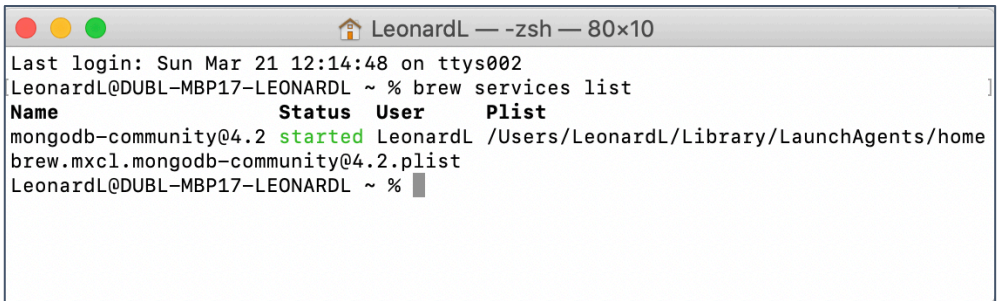

If mongodb is not running it will return a status of **stopped** as follows:

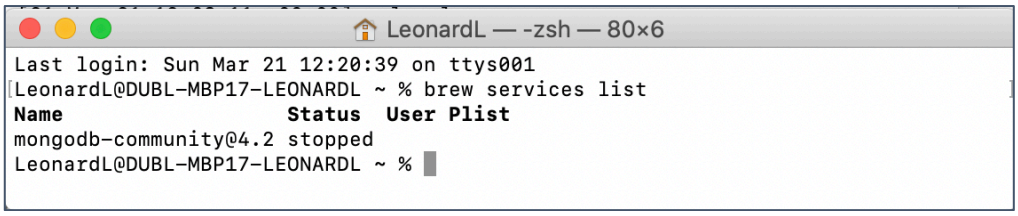

To start the mongo service run this command:

brew services start mongodb-community@4.4

****Check which version of Mongo you are running – in my case I was running v4.2 and therefore to start my service I needed to run: brew services start mongodb-community@4.2 ****

If you run in to errors – revisit the official Mongo Install guide and ensure you follow the install instructions step by step for the community edition for Mac.
https://docs.mongodb.com/manual/installation/#installation-guides

PC Instruction:

You can check if the service is running by opening Task Manager, click on services and search for MongoDB. See screenshot below (As you can see Mongdb is running):

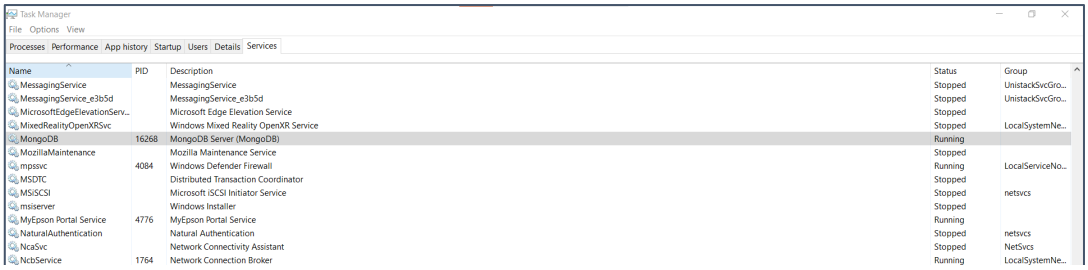

If Mongodb is not running, open up a command line window and run the command:

"C:\Program Files\MongoDB\Server\4.4\bin\mongo.exe"

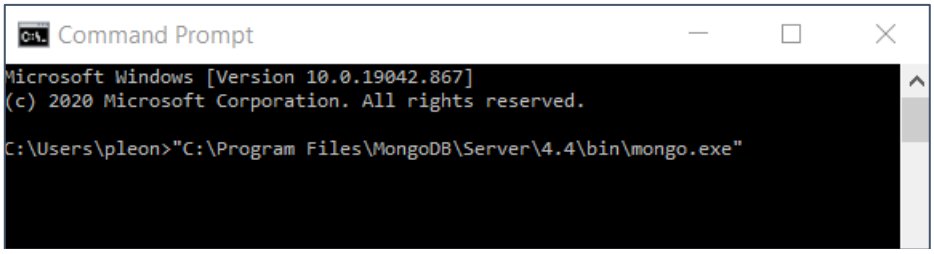

You should receive a message Mongo has started as follows:

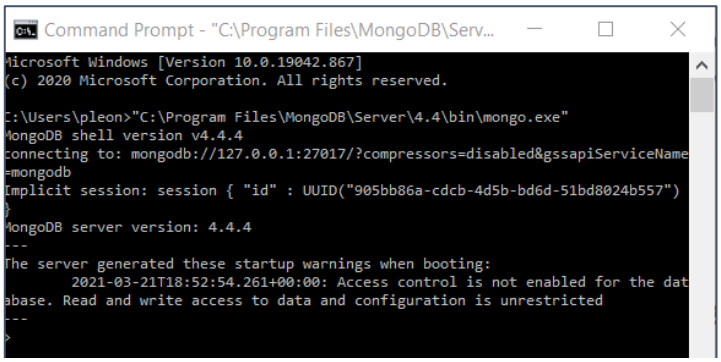

Checklist for running Adapt on your localhost –
once all dependencies are installed.

If you are getting errors go back to the official install guide and read the instructions step by step and try to troubleshoot your error. ***Note warnings are not the same as errors!***

https://docs.mongodb.com/manual/installation/#installation-guides

Ensure you have correctly installed the **community edition** for your platform.
It is not necessary to install compass.

Attempt to get the MongoDB instance running.

2. Start the Node Server

MAC Instruction:

Open up a **second** terminal window and cd in to your adapt_authoring folder (This is where you installed adapt. Be sure to check the path and navigate to the right folder)

```
adapt_authoring — -zsh — 80×24
Last login: Sun Mar 21 12:36:29 on ttys003
LeonardL@DUBL-MBP17-LEONARDL ~ % cd adapt_authoring
LeonardL@DUBL-MBP17-LEONARDL adapt_authoring %
```

run the command: sudo node server

```
adapt_authoring — node ◂ sudo — 80×24
Last login: Sun Mar 21 20:04:29 on ttys001
LeonardL@DUBL-MBP17-LEONARDL ~ % cd adapt_authoring
LeonardL@DUBL-MBP17-LEONARDL adapt_authoring % sudo node server
Password:
info [21 Mar 21 20:09:58 +00:00] configuration loaded from /Users/LeonardL/adapt
_authoring/conf/config.json
info [21 Mar 21 20:09:58 +00:00] Supporting the following authentication types:
info [21 Mar 21 20:09:58 +00:00] - local
info [21 Mar 21 20:09:58 +00:00] Connection established: adapt-tenant-master
info [21 Mar 21 20:09:59 +00:00] Adapt authoring tool 0.10.5.
info [21 Mar 21 20:09:59 +00:00] Adapt framework 5.12.0.
info [21 Mar 21 20:09:59 +00:00] Server started listening on port 5000
```

You may receive a warning to run node upgrade.js Hit Ctrl C to kill the session. At the shell prompt run: Sudo node upgrade.js

Once node is upgraded run the command: sudo node server

If you run in to errors, check your file permissions, ensure you have read and write access.

PC Instruction:

Open up a **second** command line window and cd in to your adapt_authoring folder.

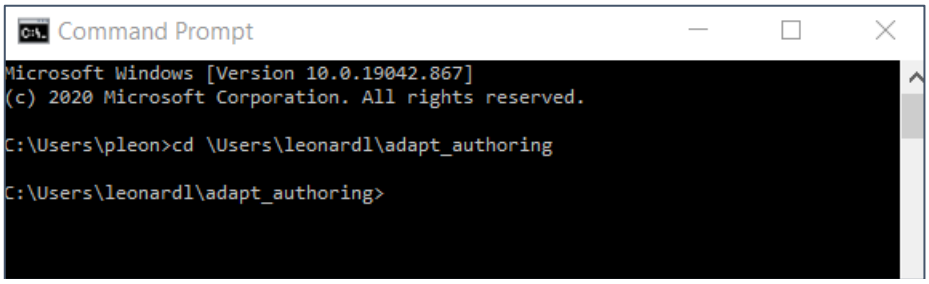

At the command prompt run: node server

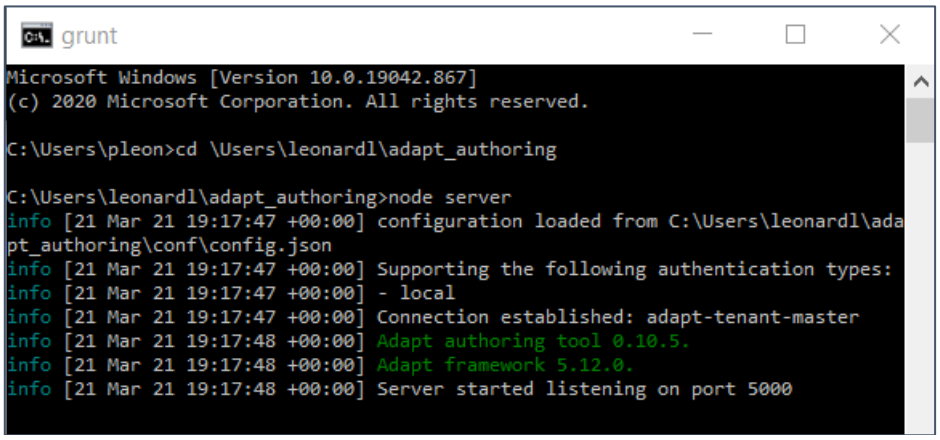

If you run in to errors, check your file permissions, ensure you have read and write access.

3. Run localhost

Navigate to a browser (preferably Chrome) and type:

localhost:5000

The Adapt Authoring tool should load.

If it does not load, there will be errors in the terminal window. Troubleshoot the errors – search for them in google – someone in the Adapt community may have a solution on the forum. Talk to your classmates – they may also be able to assist you.