GMCQ input - refined 2

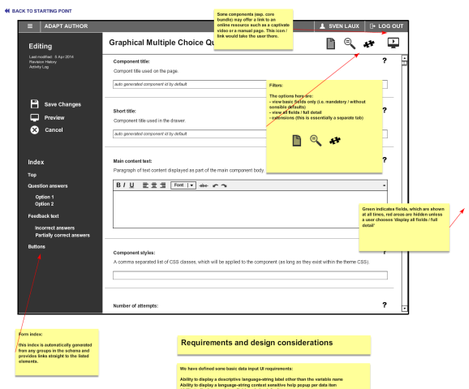

Requirements and design considerations

We have defined some basic data input UI requirements:

Ability to display a descriptive language-string label other than the variable name
Ability to display a language-string contest sensitive help popup per data item
Ability to mark data items as mandatory by default
Ability to display all data entry fields
Ability to group related data entry fields in the editor
Ability to apply basic formatting to relevant data types
Ability to call up a file-chooser dialogue for assets
Ability to hide / show data entry fields based on what the code can handle via the schema
Ability to render a date input form field best suited to the data type

Extra layout files

User friendliness of input fields

The data input fields are read in from the component schemas and rendered by the Graphical Multiple Choice Question component. I believe this is more user friendly than the schema editor than descriptive labels. Using schema data alone, also creates an issue in terms of being able to translate the labels into other languages. Finally, for ease of use, we also ought to add context sensitive help for each data field in order to make the authoring tool as easily usable as possible.

Design actions:
- Add language string display labels (Ability to change authoring tool interface language)
- Add context sensitive help files
- Change input fields to better represent input data type (e.g. longer input boxes, textareas with formatting, file pickers)

Separation via accordion control

The separation of General, component properties and extensions is derived from the technical structure of the schema files. I believe this is not suitable for separation from a usability point of view. I also believe that the accordion vehicle is not correct and that users would be better served with a long scrolling page and maybe an index to in the sidebar to skip to items.

Design actions:
- Add available action buttons to sidebar
- Change accordion control in to long scrollable page
- Initial view to show mandatory fields only
- Add index to sections in scrolling page on sidebar

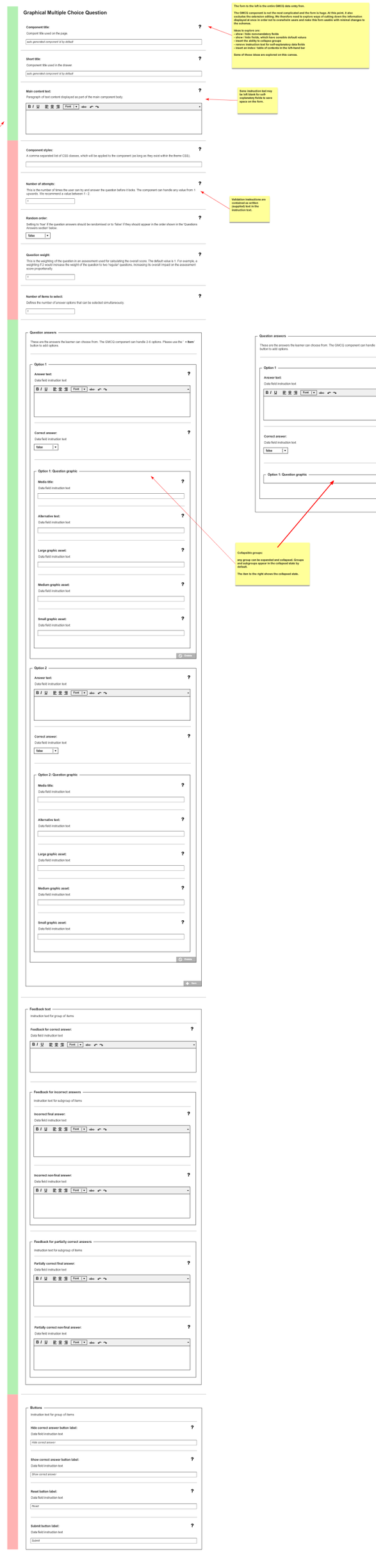

The form to the left is the entire GMCQ data entry form.

The GMCQ component is not the most complicated and the form is huge. At this point, it also excludes the extension editing. We therefore need to explore ways of cutting down the information displayed at once in order not to overwhelm users and make this form usable with minimal changes to the schemas.

Ideas to explore are:
- show / hide non-mandatory fields
- show / hide fields, which have sensible default values
- create an alternative simplified form
- create a modal tool for self-explanatory data fields
- insert an index / table of contents in the left-hand bar

Some of these ideas are explored on this canvas.

Some instruction text may need to be moved to explanatory fields in save space on the form.

Validation instructions are contained as written (required) text in the instruction text.

Question answers
These are the answers the learner can choose from. The GMCQ component can handle 2-6 options. Please use the ' + Item' button to add options.
Option 1
Answer text:
Data field instruction text
Correct answer:
Data field instruction text
false
Option 1: Question graphic
Delete
New

Collapsible groups:
any group can be expanded and collapsed. Groups and subgroups appear in the collapsed state by default.
The item to the right shows the collapsed state.

The reduced GMCQ data entry form could (further) look like this:

Interestingly, looking at the initially hidden fields, they are very much configuration data.

I therefore think that this schema should include a config value, for each data field - if this is set or present, this field will display in the 'advanced / config' tab.
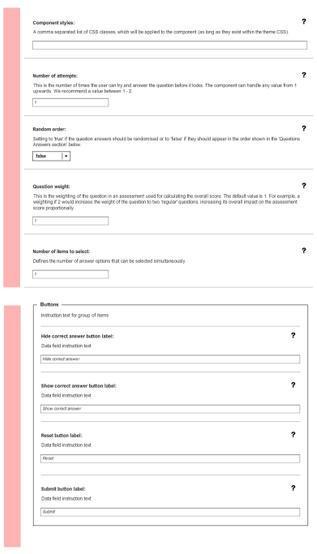
The required field is still 'required' for validation purposes.